


Orana Heights Public School

Year 1 -Week 10 Home Learning

Name _____



Weekly Timetable	Monday	Tuesday	Wednesday	Thursday	Friday
Activity 1	<u>Spelling</u> Phonemes Short vowels	<u>Spelling</u> Phonemes	<u>Spelling</u> Digraphs	<u>Spelling</u> _ck	<u>Handwriting</u> sh
Activity 2	<u>Writing</u> Fang Fang's Chinese New Year	<u>Writing</u> Beginning	<u>Writing</u> Middle	<u>Writing</u> End	<u>Writing</u> My Celebration
Activity 3	<u>Maths</u> Addition	<u>Maths</u> Addition	<u>Maths</u> Time	<u>Maths</u> Time	Fun Maths activity

Monday: Spelling Lesson

Phonemes

Listen to the video on your ClassDojo Portfolio for an explanation.

A phoneme is a word we use when we want to talk about the little sounds in a word. Instead of saying the sounds in a word, we can say the phonemes in a word.

Say the words and stretch them out to count how many phonemes are in each word. Fill in the sound box.

Word	1 st Phoneme	2 nd Phoneme	3 rd Phoneme	4 th Phoneme
snap	s	n	a	p
duck	d	u	ck	
split				
list				
pit				
black				
spot				
hand				
lap				

Short Vowel Sounds

Listen to the video on your ClassDojo Portfolio to learn about **Short Vowel Sounds**

There are 5 vowels that can be found in words. These are a, e, i, o, u. Today we are learning about the short vowel sounds found in words. When we say these, we say the letter sounds not the letter names.


- a as in mat
- e as in pet
- i as in tin
- o as in top
- u as in bug

What other words can you think of that have a short vowel sound?


Write them below.


Complete the worksheet for this lesson

You need to read the sentence and the words and then choose the correct word to fill in the blanks.

1. Do not _____ [sip/slip]. 

2. We sleep in a _____ [tent/ten]. 

3. We all _____ [cap/clap]. 

4. I have a cup of _____ [mick/milk]. 

5. This is our _____ [lag/flag]. 

Instructions: Read the words. Fill in the missing letters. Draw a picture to match the word.

belt

be_t

bel_

Draw 

hand

ha_d

han_

Draw 

gift

gi_t


gif_

Draw 

milk


mi_k

mil_


Draw 

Tricky Words


Read and write these tricky words on the worksheet.

Rainbow write with three different colours 


said are her

Trace 


said are her

Write 


Colour said

said she is said said sand said some 

Colour are

ate are and are are the you are 

Colour her

her her him her hat hit her her 

Monday: Writing

Listen to 'Fang Fang's Chinese New Year' read by your teacher on Class Dojo Portfolios.

The following writing task will be completed over the **whole week**.


Writing task: I can write a retell.

Learning Intention:

I am learning to write a retell to tell someone what happened in a story.

Success Criteria: I can

- Draw and write 1 to 3 sentences what happened at the beginning of the story.
- Draw and write 1 to 3 sentences what happened in the middle of the story.
- Draw and write 1 to 3 sentences what happened at the end of the story.



Today we will complete a plan by drawing or writing 3 major things that happens at the beginning, middle and end of the story.

Beginning	Middle	End

Monday: Maths – Addition




Scan the QR code to watch 'When you add with a Pirate' addition song. Today we're going to learn about fact families. A fact family in maths can illustrate the relationship between numbers and how they work together to create answers. It shows connections between the operations, such as showing how addition and subtraction are related.

Listen the video your teacher has posted on ClassDojo Portfolios explaining the lesson.



Write two additions for each picture.


$$\begin{array}{r} 2 + 4 = \square \\ 4 + 2 = \square \end{array}$$

$$\begin{array}{r} \square + \square = \square \\ \square + \square = \square \end{array}$$

$$\begin{array}{r} \square + \square = \square \\ \square + \square = \square \end{array}$$

Draw and write your own.

$$\begin{array}{r} \square + \square = \square \\ \square + \square = \square \end{array}$$

Challenge! Colour the butterflies that add to 6.



Tuesday - Spelling Lesson

Listen to the video on your ClassDojo Portfolio to learn about **adding phonemes to words**.

Adding Phonemes to Words

Yesterday we learnt that a phoneme is a small sound in a word.

Word	1 st Phoneme	2 nd Phoneme	3 rd Phoneme	4 th Phoneme
grab				
club				
cub				
pick				

Adding Phonemes

This time we are going to add a phoneme to the beginning of a word.

c + lap is clap




s + nap = _____

c + lock = _____



f + lip = _____

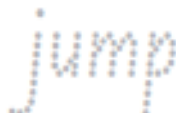
Complete the below activity


Instructions: Read the words. Circle the correct word to match the picture. Write the word on the line below.



net nest next  _____	fog frog dog  _____	crab cab clap  _____
---	--	---


Instructions: Read, trace and write the word. Write a sentence with the word. Read the sentence in the box and draw a picture.


Trace  Write 


jump  _____

 _____.

Trace  Write 

went  _____


 _____.

Draw 


The egg is in the nest.

Tuesday - Tricky Words Activity


Read and write these tricky words.

Rainbow write 

said are her

Trace 

said are her

Write 

Blank handwriting lines for independent practice.


Instructions: Use each word in your own sentences.

said: _____

are: _____

her: _____


Tuesday: Maths – Addition



Scan QR code to watch the 'Adding by 1' song
Today we're going to learn about number patterns.
Number patterns are a pattern or sequence of numbers.

Listen to the video your teacher has posted on ClassDojo Portfolios explaining the lesson.

Number facts



The first addition will help you answer the other two.

$5 + 5 =$ <input type="text"/>	$8 + 2 =$ <input type="text"/>
$5 + 4 =$ <input type="text"/>	$8 + 3 =$ <input type="text"/>
$5 + 6 =$ <input type="text"/>	$8 + 4 =$ <input type="text"/>
$7 + 3 =$ <input type="text"/>	$6 + 4 =$ <input type="text"/>
$7 + 4 =$ <input type="text"/>	$6 + 3 =$ <input type="text"/>
$7 + 5 =$ <input type="text"/>	$6 + 5 =$ <input type="text"/>
$9 + 1 =$ <input type="text"/>	$10 + 0 =$ <input type="text"/>
$9 + 2 =$ <input type="text"/>	$10 + 1 =$ <input type="text"/>
$9 + 3 =$ <input type="text"/>	$10 + 2 =$ <input type="text"/>



Challenge! 7 dogs, 3 mice, 8 birds, 2 cats

How many animals?



Wednesday: Spelling Lesson

Digraphs

A digraph is when 2 letters together say one sound.

Today we are going to learn about digraphs ll, ff, ss and zz. These digraphs are mostly found at the end of words.

Listen to the video on your ClassDojo Portfolio to learn about **Digraphs**.


Say the words and stretch them out to count how many phonemes are in each word. Highlight the digraphs in each word.

Word	1 st Phoneme	2 nd Phoneme	3 rd Phoneme	4 th Phoneme
bell	b	e	ll	
puff				
hiss				
moss				
bill				
stuff				
mess				


Completed the worksheet

Read the word and draw a picture. Write a sentence using each word. Fill in the blanks using a word from the box.

sniff

Write 

shell

Write 

Instructions: Read the words. Write the correct word in each blank space. Read the sentences to a friend.

spell press stuff spill dress

1. Come and get all your _____.
2. I put on my best _____.
3. How do you _____ your name?
4. I will not _____ my drink of milk.
5. Do not _____ the red button.

Tricky Words

We are going to learn some new tricky words today. Tricky words have parts that are a little tricky to sound out and we just need to learn those parts.

Complete the worksheet to practice your tricky words.

Instructions: Trace each word three times using different colours. Say the letter names as you trace.

was

you


very

Instructions: Choose the correct tricky word and write it in the space. Draw a picture about one of the sentences.

1. Jo _____ happy to see her cat.

2. Are _____ going to the party?

3. I am _____ hot today.

Draw 

Instructions: Use each word in your own sentences.

was: _____

you: _____

very: _____

Wednesday: Maths - Time







Scan the QR codes to watch the 'Seconds, Minutes and Hours' song and 'Lets Learn about the Clock' song




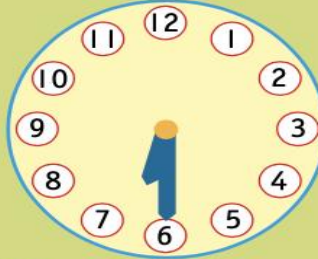
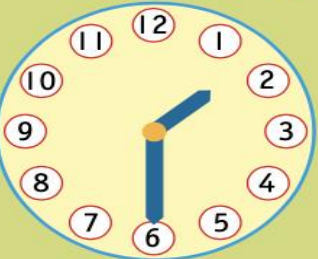

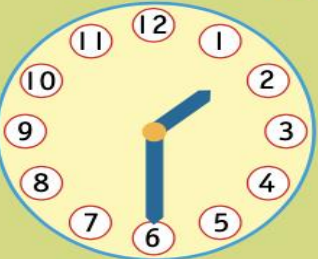
Today, we are going to look at the features of a clock and how to read the time to the half hour.

Listen to the video your teacher has posted on ClassDojo Portfolios explaining the lesson.



 half-past <input type="text"/>	 half-past <input type="text"/>	 half-past <input type="text"/>
 half-past <input type="text"/>	 half-past <input type="text"/>	 half-past <input type="text"/>

Match.

	half-past 10	
	half-past 7	
	half-past 1	
	half-past 6	

Thursday: Spelling Lesson

Digraph – ck (duck)

Listen to the video on your ClassDojo Portfolio for an explanation.

Remember the vowels found in words are a e i o u.

All the other letters are called consonants.





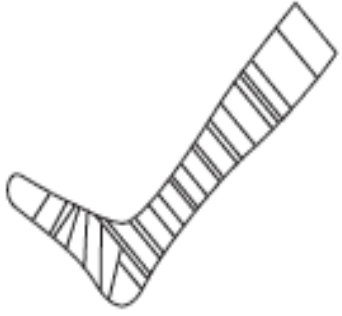

Today we are going to learn a new digraph. A digraph is 2 letters that say 1 sound. The letters c and k are consonants. The letters ck are never found at the beginning of a word.

Stretch out the words to count how many phonemes are in each word. Fill in the sound box. Highlight the ck sound in each word

Word	1 st Phoneme	2 nd Phoneme	3 rd Phoneme	4 th Phoneme
sick				
back				
pick				
luck				
stick				
clock				

Complete the worksheet

Instructions: Read the words. Circle the correct word to match the picture. Write the word on the line below.

<p>tuck tick tock</p>  <p> _____</p>	<p>duck dog deck</p>  <p> _____</p>	<p>stick sick sock</p>  <p> _____</p>
--	---	---


Instructions: Read all the words. Write the words in the correct column. Cross them off as you go.

~~deck~~ sick lick truck sack luck
 lock duck stick pack rock peck


ack	eck	ick	ock	uck
	deck			

Tricky words


Read and write these tricky words on the worksheet.

Rainbow write with three different colours 

was you very

Trace 

was you very

Write 

Instructions: Pick a word from the box to complete the sentence. Read the sentence to your partner.

was

you

very

1. She was a _____ kind girl.
2. How are _____?
3. It _____ my birthday on Sunday.

Thursday: Maths -Time



Scan the QR code to watch 'Hip Hop Around the Clock'
Today, we are going to identify on an analog clock if the time is half past or o'clock.

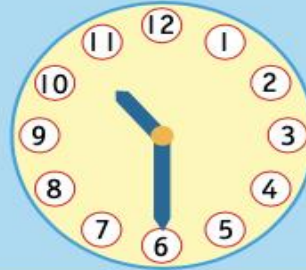
Listen the video your teacher has posted on ClassDojo Portfolios explaining the lesson.

 **O'clock and half-past** 

What time is it?



o'clock



half-past



Challenge!

What is your favourite time?

Friday – Spelling Lesson

Diagraph- sh

Listen to the video on your ClassDojo Portfolio for an explanation.

So far this week we have learnt some new digraphs. The double l (ll), double f (ff), double s (ss), double z (zz) and the c k diagraph that makes a ck sound. A diagraph is 2 letters that make 1 sound.

We are now going to learn the sh diagraph. When you see a s and h together you say the sound sh. When we tell someone to be quiet we say this sound sh sh sh

Complete the worksheet for this lesson

Fix up the jumbled sentences and write them on the lines below. Use the numbers to help you.

2. got	4. shock.	3. a	1. Ash
--------	-----------	------	--------

2. not	3. smash	1. Do	5. dish.	4. the
--------	----------	-------	----------	--------

Complete the worksheet for this lesson

Hunt for and circle all the words that have 'sh' in them. Write the 'sh' words in the space below.

chip

rash

sheep

thick

sock

shin

with



wish much shop

Josh

shed

shell


ship

chin


Tricky Words

Today we are learning some new tricky words. These are: **put**, **have** and **were**.


Complete the tricky word worksheet

Rainbow write 

put have were

Trace 

put have were

Write 

Instructions: Use each word in your own sentences.

put: _____

have: _____

were: _____

Bug Time

Telling Time to the Hour & Half Hour

a game for 2 players dice, counters

Players take turns to roll the dice and find a clock with that number. The player then says the time on the clock and if they are correct, they cover the clock with a counter. Keep rolling until all clocks are covered. The winner is the player who covers the last clock.

The image contains 24 analog clocks and 24 numbered counters (1-6) arranged in a grid-like pattern. The counters are placed around the clocks, indicating the target time for each. The clocks show various times, and the counters are placed around them. There are also illustrations of a caterpillar, a bee, a worm, and a fly.

Counter	Time on Clock
6	1:30
2	6:00
5	10:30
3	1:00
1	9:00
3	3:30
4	5:30
1	12:00
6	9:00
2	10:30
5	7:30
4	7:00
5	3:00
2	1:00
6	11:00
5	8:30
2	1:30
1	12:00
3	9:30
3	10:30
4	6:00