

Orana Heights Public School

Year 1 -Term 4 Week 1- Home Learning

Name _____



Weekly Timetable	Tuesday	Wednesday	Thursday	Friday	Extra
Activity 1	<u>Spelling</u> wh	<u>Spelling</u> ch	<u>Spelling</u> th	<u>Spelling</u> th	<u>Handwriting</u> th
Activity 2	<u>Writing</u> Josephine loves to dance.	<u>Writing</u> Beginning	<u>Writing</u> Middle	<u>Writing</u> End	<u>Writing</u> What will you be when you grow up?
Activity 3	<u>Maths</u> Addition	<u>Maths</u> Place Value	<u>Maths</u> Fractions	<u>Maths</u> Fractions	Fun Maths activity

Tuesday: Spelling Lesson

Digraph -wh

Remember that a digraph is when 2 letters together say one sound.

Today, we are going to learn another new digraph.

The letters w and h together make the sound /w/

Please listen to the video your teacher has posted on ClassDojo Portfolios explaining the lesson.

Instructions: Write 'wh' in the spaces. Read the words to a friend. Find the words in the Word Search (↓→).


____iff ____en ____ack ____ich
____isk ____izz ____at ____ip

wh	i	s	k	t	o	i	r
a	r	p	wh	a	ck	s	k
t	k	h	i	n	g	s	a
p	l	i	p	d	b	o	wh
u	wh	e	n	t	l	f	i
r	i	b	y	i	sh	u	ff
t	ch	r	e	m	j	v	c
sh	u	w	e	wh	i	zz	m

Instructions: Look for and circle the words starting with 'wh'. Copy the 'wh' words into your exercise book, then read the words to a friend.

1. When can we go to the shop?
2. I got a whiff of a bad smell.
3. Tash will whisk the egg.
4. Which shell did you pick?
5. What do you have for lunch?

Tricky Words

Rainbow write 

put have were

Trace 

put have were

Write 

Instructions: Use each word in your own sentences.

put: _____

have: _____

were: _____

Tuesday: Writing

Listen to 'Josephine Wants To Dance' on Class Dojo Portfolios.

The following writing task will be completed over the **whole week**.

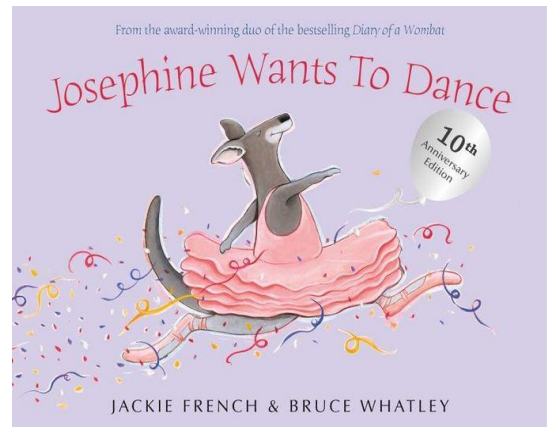
Writing task: I can write a retell.

Learning Intention:

I am learning to write a retell to tell someone what happened in a story.

Success Criteria: I can

- Draw and write 1 to 3 sentences what happened at the beginning of the story.
- Draw and write 1 to 3 sentences what happened in the middle of the story.
- Draw and write 1 to 3 sentences what happened at the end of the story.



Today we will complete a plan by drawing or writing 3 major things that happen at the beginning, middle and end of the story.

Beginning	Middle	End

Tuesday: Maths-Addition

Scan the QR code to watch 'Fun Songs with Umigo- Wanna Win Just Add 10.'

Today we are learning to count on and add with the number 10.



Listen to the video your teacher has posted on ClassDojo Portfolios explaining the lesson.

Lab 1
+ 20
add to twenty

Adding ten

Count on

Colour to add.

1	2	3	4	5	6	7	8	9	10	11	12	13	14	15	16	17	18	19	20
$10 + 3 =$ <input type="text"/>										$3 + 10 =$ <input type="text"/>									

1	2	3	4	5	6	7	8	9	10	11	12	13	14	15	16	17	18	19	20
$10 + 5 =$ <input type="text"/>										$5 + 10 =$ <input type="text"/>									

1	2	3	4	5	6	7	8	9	10	11	12	13	14	15	16	17	18	19	20
$10 + 8 =$ <input type="text"/>										$8 + 10 =$ <input type="text"/>									

1	2	3	4	5	6	7	8	9	10	11	12	13	14	15	16	17	18	19	20
$6 + 10 =$ <input type="text"/>										$4 + 10 =$ <input type="text"/>									

1	2	3	4	5	6	7	8	9	10	11	12	13	14	15	16	17	18	19	20
$9 + 10 =$ <input type="text"/>										$10 + 10 =$ <input type="text"/>									

1	2	3	4	5	6	7	8	9	10	11	12	13	14	15	16	17	18	19	20
$7 + 10 =$ <input type="text"/>										$2 + 10 =$ <input type="text"/>									

Wednesday: Spelling Lesson

Digraph -ch

Listen to the video on your ClassDojo Portfolio

Diagrams

A digraph is when 2 letters together say one sound.

Today we are going to learn about the digraph **ch**. Some **ch** words include chip, chick and catch.


Short Vowel Sounds

Every word we read has a vowel. These are a, e, i, o, u. When we say the short vowel sound in a word we say -a like in bat, e – pet, i – sit, o – hot and u – cut


Complete the activities below

Instructions: Read, trace and write the word. Write a sentence using the word and read it to a friend.

chop


Trace 

chop


Write 

 _____.

rich

Trace 

rich

Write 

 _____.

Instructions: Fill in the blanks with 'ch'. Read the sentences to a partner. Pick a sentence and draw a picture to match.

1. One ___ip is not mu___ for lun___.

2. I ___at to the ri___ man.

3. The ___ick said, “___eep!”

Draw 



Tricky Words

We are going to learn some new tricky words. Tricky words have parts that are a little tricky to sound out and we just need to learn those parts.

Write the tricky words below using rainbow colours

put

have

were

Cut out the words and use them to play memory

put

put

have

have

were

were

was

was

you

you

very

very

Wednesday: Maths – Place Value

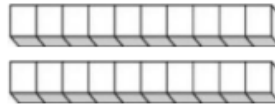
Scan the QR Code to practice skip counting to the song '10 more' by Jack Hartman.



Listen to the video on your ClassDojo Portfolio

Next, we are going to look at breaking numbers into 10's and 1's.

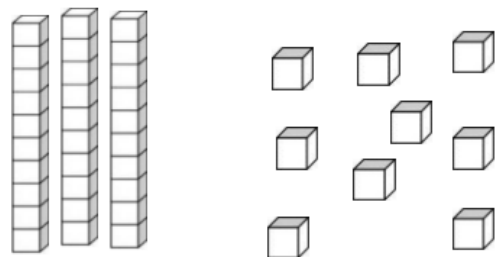
The number 20 is made up of 2 tens and 0 ones. To write this number in its expanded form is $20 = 20 + 0$



If we look at the number 39. We can see there are 3 tens and 9 ones

3 tens and 9 ones = 39

In the expanded form it looks like $39 = 30 + 9$



Complete the activities below

Numbers: Expanded Form

Write the **expanded form** of the numbers below.

$$23 = \underline{20} + \underline{3}$$

$$55 = \underline{\quad} + \underline{\quad}$$

$$17 = \underline{\quad} + \underline{\quad}$$

$$89 = \underline{\quad} + \underline{\quad}$$

$$96 = \underline{\quad} + \underline{\quad}$$

$$42 = \underline{\quad} + \underline{\quad}$$


$$74 = \underline{\quad} + \underline{\quad}$$

$$68 = \underline{\quad} + \underline{\quad}$$

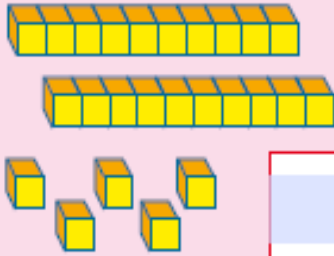
$$31 = \underline{\quad} + \underline{\quad}$$

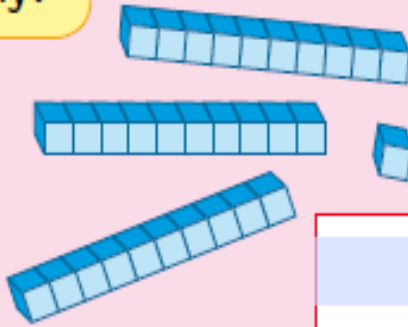
$$26 = \underline{\quad} + \underline{\quad}$$

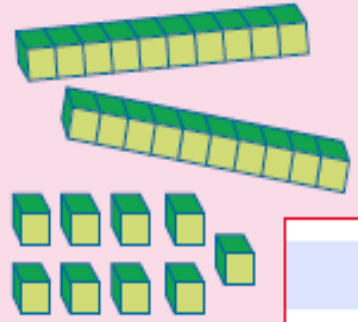
Place value

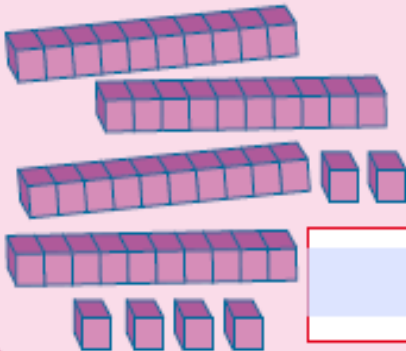


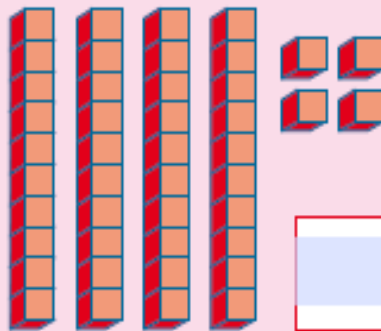
How many?

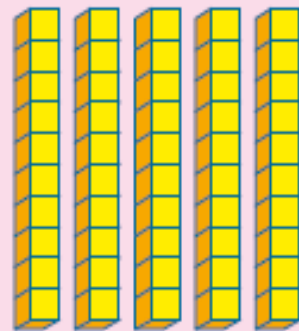












Write in order.



smallest

largest



Complete.

$25 = 20 + 5$

$31 = 30 + \text{[]}$

$29 = \text{[]} + \text{[]}$

$47 = 40 + \text{[]}$

$44 = \text{[]} + \text{[]}$

$50 = \text{[]} + \text{[]}$

$49 = \text{[]} + \text{[]}$

$30 = \text{[]} + \text{[]}$

Thursday: Spelling Lesson 'th' (*thumb, feather*)

Diagraph 'th'

The letters 'th' can be pronounced in two ways '**thick**' (unvoiced) and 'then' (voiced).

Listen to the video on your ClassDojo Portfolio for an explanation.

Read the words and fill in the crossword puzzle.

Instructions: Read the words. Write them in the correct spaces in the Crossword Puzzle.

Across →

- 1. moth
- 2. three
- 3. think



Down ↓

- 4. thank
- 5. thin
- 6. teeth
- 7. with



The crossword puzzle grid consists of several interconnected squares. The starting points for the words are as follows:

- Across 1: 4 squares starting from the top row, second column.
- Across 2: 4 squares starting from the second row, first column.
- Across 3: 4 squares starting from the fourth row, second column.
- Down 4: 4 squares starting from the top row, fourth column.
- Down 5: 3 squares starting from the second row, second column.
- Down 6: 3 squares starting from the second row, fourth column.
- Down 7: 3 squares starting from the fourth row, fourth column.



Listen to the video on your ClassDojo Portfolio to learn about **Reading Words and Reading and Spelling tricky words (there, they, then)**

Thursday: Maths – Fractions

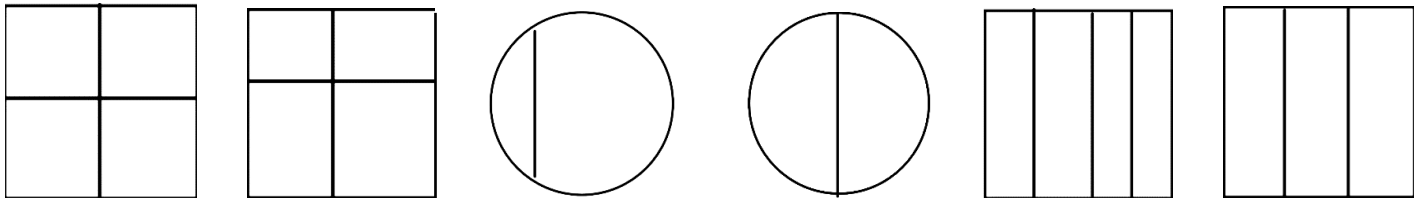


Scan the QR code to watch 'Fractions-Fractions Song'.

Today we are going to learn about fractions. A fraction represents a part of a whole or, more generally, any number of equal parts.

Listen to the video your teacher has posted on ClassDojo Portfolios explaining the lesson.

Circle the shape with equal parts.



Cut fruit into halves & quarters for students to discuss, draw and eat.



Circle the shape that has equal parts. How many equal parts?

 <input type="text" value="4"/> equal parts	 <input type="text"/> equal parts
 <input type="text"/> equal parts	 <input type="text"/> equal parts
 <input type="text"/> equal parts	 <input type="text"/> equal parts
 <input type="text"/> equal parts	 <input type="text"/> equal parts

Can one half of a shape be larger than the other half? _____

Why? _____

Friday: Spelling Lesson 'th' (thumb, feather)

Diagraph 'th'

Listen to the video on your ClassDojo Portfolio for an explanation.



Complete the worksheet for this lesson. Read the sentences and write the correct 'th' word in the blank. You can choose from the list of words. Then copy the words into the crossword puzzle.

Instructions: Read the sentences and write the correct 'th' word in the blank. You can choose from the list of words. Copy the words into the crossword puzzle.

Across →

1. A _____ is a small bug with wings.	three
2. I have _____ cats and one dog.	think
3. I _____ school is fun.	moth

			1.			4.		
	5.							
2.								
			3.					

Down ↓

4. I say "_____ you" when I get a gift.	thin
5. The dog is not fat. She is _____.	teeth
6. We must brush our _____.	with
7. Can I come _____ you to the shop?	thank

Friday: Tricky Words Lesson

Instructions: Trace, read and then write each word.

then they there then



they there then there



Instructions: Fill in the missing word and read the sentence.

then

They

there


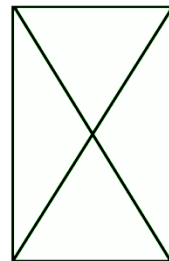
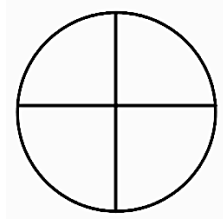
1. I ate my sandwich _____ my apple.
2. Can you put your book over _____?
3. _____ saw a big black spider.

Friday: Maths - Fractions

Scan the QR code to watch Fraction song – 'My dog fraction'
Today we are learning about fractions. When a shape is cut into 4 equal parts, these are called quarters.

Listen to the video your teacher has posted on ClassDojo Portfolios explaining the lesson.

Colour in a quarter of each shape.



Quarters are 4 equal parts.


Quarters

Quarter of an object.



one whole = halves = quarters

Tick shapes that are cut into quarters.



Challenge!

Fold paper squares into quarters.
How many different ways can you find?



Extra – Handwriting



thumb



feather

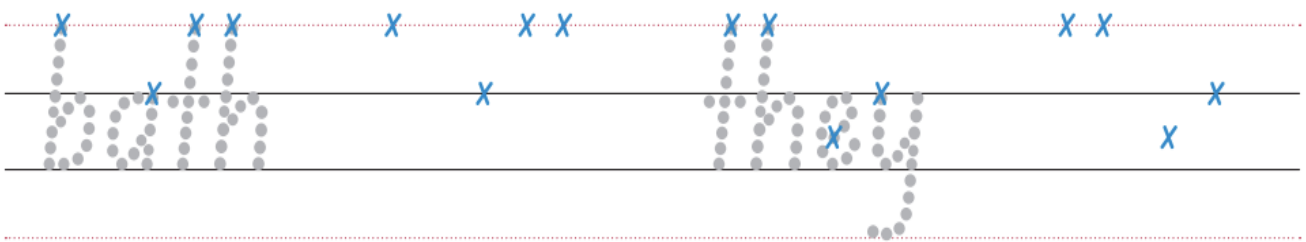
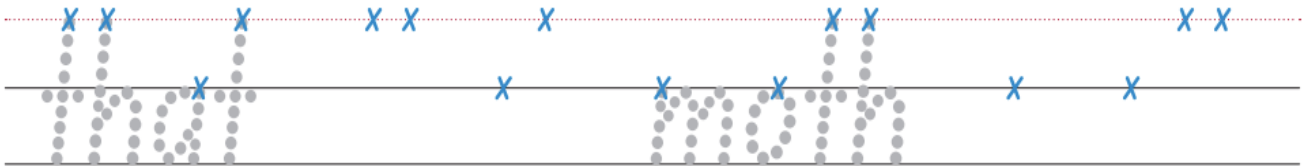
Trace 



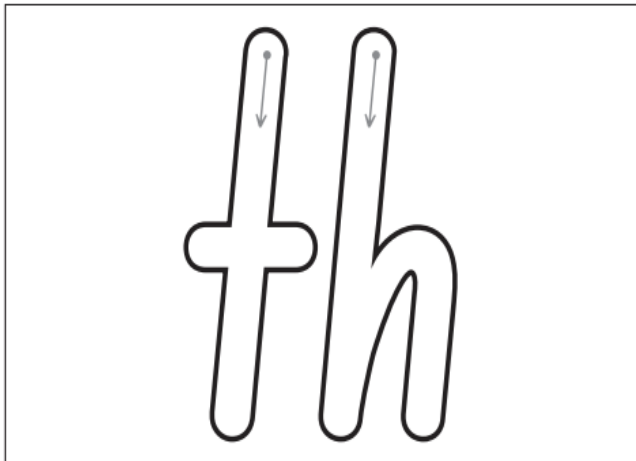
Write 



Trace and write 



Rainbow Letters 



Colour 



Extra: Writing

Today you will write about an activity that you love to do and something that you would like to do when you grow up.

You might like to dance like Josephine or you might like to be a police officer, teacher, doctor, fire fighter, builder or a famous sports person.

Use the template below to write on.

I really like _____

because _____.

When I grow up, I want to be a _____.



Draw a picture of yourself here


Name _____ Date _____

Share a Pie


with 3 people.

I will cut the pie into _____ equal parts.

Each part is called a _____.



Each person
will get



of the pie.

Label each part
of the pie.

How many
equal
parts do
you see?

Write the fraction
for 2 pieces.

Write the fraction in words.

Write the fraction
for 3 pieces.

Write the fraction in words.

Art and Craft (optional)

We have been reading 'Josephine wants to dance' this week. Colour in and cut out the kangaroo below. Glue the pieces onto a piece of paper. Draw your own body for the kangaroo. Give your kangaroo a name and decide on a hobby that your kangaroo loves to do. e.g. Jimmy loves to surf

